

Wireless Detection

900MHz Spread Spectrum

WLS904 Passive Infrared Motion Detector

*Multi-level signal processing
and specially designed lenses
deliver
superior intruder detection
and reliable long-term operation
while minimizing false alarms!*

For use with :

Magnis

Stand-Alone Wireless Security System

New
Classic™ Power™ MAXSYS®

Hybrid Wireless Security Systems



900MHz Spread Spectrum wireless technology is superior for security applications because it provides the proven reliability of multiple frequency signal transmission and the high security of an encoded signal. Spread spectrum also provides more frequent supervisory communications between the control panel and sensor... a critical issue in the protection of lives and property!

- Multi-level PIR signal processing†
- Dual element low noise sensor
- High level static and transient protection
- Exceptional white light immunity
- Excellent RF immunity
- Temperature compensation
- LED on/off jumper
- Sensitivity jumper
- Super quiet operation
- Wall, corner, or ceiling mounting
- Attractive styling for any decor
- 4 AAA alkaline batteries (supplied)

DSC
Security Products

Digital Security Controls

† patented

SPECIFICATIONS

Operational :

Coverage angle (wall to wall lens) 90° minimum
 Mounting height 6 to 12' (2 to 3.5m)
 Walk speed 0.5 to 10ft/s (0.15 to 3.0m/s)
 High traffic shutdown mode prolongs battery life by automatically stopping reports to the system controller if the detector is activated more than once in a 3 minute period. Detector resumes normal transmissions to the controller after a 3 minute period of no activity

Supervision :

Supervised by controller fortamper, low battery, device fault

Environmental :

White light immunity20,000 lux at the detector
 Operating temperature32 to 122°F (0 to 50°C)

Electrical :

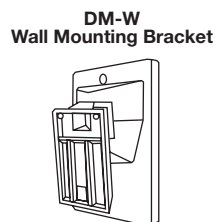
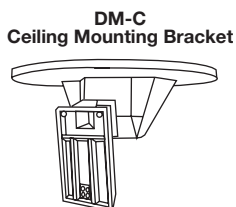
Operating frequency.....900MHz
 Power requirement4 AAA alkaline batteries (supplied)
 Standby current25µA at 6VDC
 Alarm current.....130mA at 6VDC

Physical :

Dimensions4.21" H x 2.44" W x 1.93" D
 (10.7 x 6.2 x 4.9cm)

Mountingwall or corner

OPTIONAL ADJUSTABLE WALL & CEILING MOUNT BRACKETS



Adjustable up/down tilt and 90° rotation to obtain ideal position for optimal coverage

LENS COVERAGE

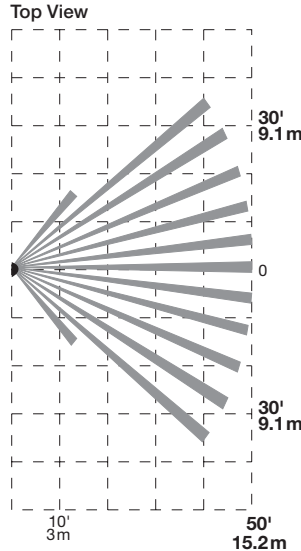
Wall-to-Wall Lens (BV-L1)50' L x 60' W (15.2 x 18.3m)

Corridor Lens (BV-L2)120' L x 10.5' W (36.6 x 3.2m)

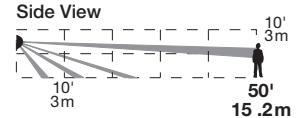
Curtain Lens (BV-L3)50' L x 4.4' W (15.2 x 1.3m)

Pet Alley Lens (BV-L4)50' L x 60' W (15.2 x 18.3m)

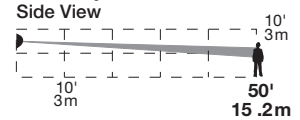
Wall to Wall & Pet Alley Lens



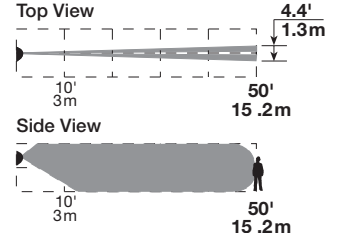
Wall to Wall Lens



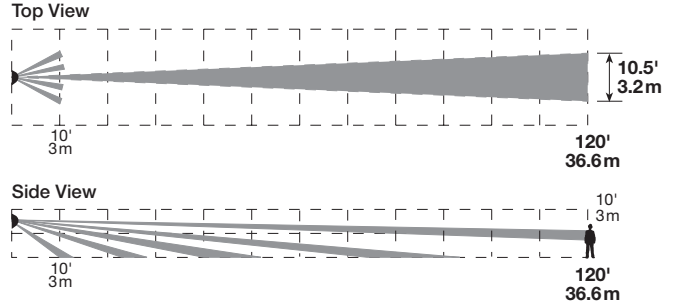
Pet Alley Lens



Curtain Lens



Corridor Lens



Digital Security Controls